

# MAKE IT WITH KIMBERLY: EPISODE 1

## IKEA ALEX DRAWER INSERTS

*Kimberly Clark*


These two different models fit within the lower three drawers of the IKEA Alex Drawer 5-drawer (non-filing folder) unit. The image on the left represents the finished piece. The diagrams on the right represent what size pieces of foamcore are required, as well as where to score guides for attaching the angled shelves.

Once all pieces are cut from foamcore or similarly sturdy material, scored and folded, affix angled shelves to base with packing tape. Wrap in decorative paper, covering entire top surface.

Enjoy, and share what you make with #MAKEITWKIMBERLY on Instagram!

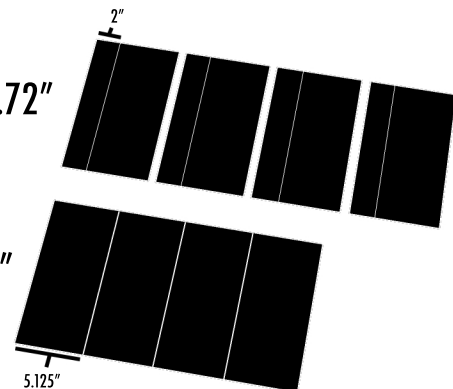
xo KC

### MODEL 1: Simple 4 Tiered Pencil/Lipgloss Holder

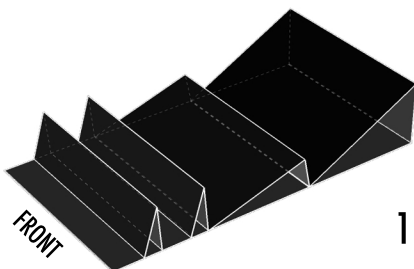


4 – 11.5" x 6.72"

1 – 11.5" x 20.5"



### MODEL 2: Eyeshadow Palette Storage/Display



2 – 11.5" x 5.85"

1 – 11.5" x 20.5"

1 – 11.5" x 8.575"

1 – 11.5" x 12.25"

